



# Span: An Energy-Efficient Coordination Algorithm for Topology Maintenance in Ad Hoc Wireless Networks

BENJIE CHEN, KYLE JAMIESON, HARI BALAKRISHNAN and ROBERT MORRIS  
*Laboratory for Computer Science, Massachusetts Institute of Technology, Cambridge, MA 02139, USA*

**Abstract.** This paper presents *Span*, a power saving technique for multi-hop ad hoc wireless networks that reduces energy consumption without significantly diminishing the capacity or connectivity of the network. *Span* builds on the observation that when a region of a shared-channel wireless network has a sufficient density of nodes, only a small number of them need be on at any time to forward traffic for active connections. *Span* is a distributed, randomized algorithm where nodes make local decisions on whether to sleep, or to join a *forwarding backbone* as a *coordinator*. Each node bases its decision on an estimate of how many of its neighbors will benefit from it being awake, and the amount of energy available to it. We give a randomized algorithm where coordinators rotate with time, demonstrating how localized node decisions lead to a connected, capacity-preserving global topology. Improvement in system lifetime due to *Span* increases as the ratio of idle-to-sleep energy consumption increases. Our simulations show that with a practical energy model, system lifetime of an 802.11 network in power saving mode with *Span* is a factor of two better than without. Additionally, *Span* also improves communication latency and capacity.

**Keywords:** energy, routing, topology-formation, wireless

## 1. Introduction

Minimizing energy consumption is an important challenge in mobile networking. Enough progress has been made on low-power hardware design for mobile devices that the wireless network interface is often a device's single largest consumer of power. Since the network interface may often be idle, this power could be saved by turning the radio off when not in use. In practice, however, this approach is not straightforward: a node must arrange to turn its radio on not just to send packets, but also to receive packets addressed to it and to participate in any higher-level routing and control protocols. The requirement of cooperation between power saving and routing protocols is particularly acute in the case of multi-hop ad hoc wireless networks, where nodes must forward packets for each other. Coordination of power saving with routing in ad hoc wireless networks is the subject of this paper.

A good power-saving coordination technique for wireless ad-hoc networks ought to have the following characteristics. It should allow as many nodes as possible to turn their radio receivers off most of the time, since even an idle receive circuit can consume almost as much energy as an active transmitter. On the other hand, it should forward packets between any source and destination with minimally more delay than if all nodes were awake. This implies that enough nodes must stay awake to form a connected backbone. The algorithm for picking this backbone should be distributed, requiring each node to make a local decision. Furthermore, the backbone formed by the awake nodes should provide about as much total capacity as the original network, since otherwise congestion may increase. This means that paths that could operate without interference in the original network should be repre-

sented in the backbone. For example, figure 1 illustrates a topology that violates this principle. In this topology, black nodes are coordinators. Nodes that are within radio range of each other are connected by solid or dotted lines. Packets between nodes 3 and 4 may contend for bandwidth with packets between nodes 1 and 2 (solid arrows). On the other hand, if node 5 was a coordinator, node 3 can send packets to node 4 via the path shown by the dotted arrow, and no contention would occur.

A good coordination technique should not make many assumptions about the link layer's facilities for sleeping; it should work with any link-layer that provides for sleeping and periodic polling, including 802.11's ad hoc power saving mode. Finally, power saving should inter-operate correctly with whatever routing system the ad hoc network uses.

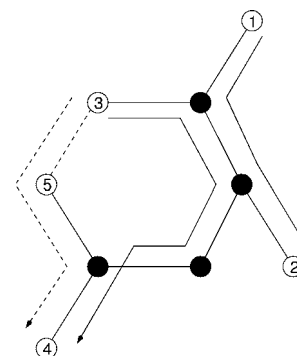


Figure 1. A connected backbone does not necessarily preserve capacity. In this connected topology, black nodes are coordinators. Nodes that are within radio range of each other are connected by solid or dotted lines. Solid lines represent connections to and between coordinators. Packets between nodes 3 and 4 may contend for bandwidth with packets between nodes 1 and 2. On the other hand, if node 5 was a coordinator, no contention would occur.

The algorithm presented in this paper, *Span*, fulfills the above requirements. Each node in the network running *Span* makes periodic, local decisions on whether to sleep or stay awake as a *coordinator* and participate in the forwarding backbone topology. To preserve capacity, a node volunteers to be a coordinator if it discovers, using information it gathered from local broadcast messages, that two of its neighbors cannot communicate with each other directly or through one or two existing coordinators. To keep the number of redundant coordinators low and rotate this role amongst all nodes, each node delays announcing its willingness by a random time interval that takes two factors into account: the amount of remaining battery energy, and the number of pairs of neighbors it can connect together. This combination ensures, with high probability, a capacity-preserving connected backbone at any point in time, where nodes tend to consume energy at about the same rate. *Span* does all this using only local information, and consequently scales well with the number of nodes. Our simulation results, with energy parameters from measurements of today's 802.11 wireless interfaces, show that system lifetime with *Span* is more than a factor of two better than without *Span*, for a range of node densities, without much reduction in overall forwarding capacity.

The rest of the paper describes and evaluates *Span*. Section 2 reviews related work. Section 3 describes *Span*'s algorithms and its interactions with the link layer. Section 4 presents our implementation of *Span* on top of an IEEE 802.11 link layer in the *ns-2* network simulator. Section 5 presents performance results of several experiments. Finally, section 6 concludes.

## 2. Related work

The set of coordinators elected by *Span* at any time is a connected dominating set of the graph formed by the nodes of the ad hoc network. A connected dominating set  $S$  of a graph  $G$  is a connected subgraph of  $G$  such that every vertex  $u$  in  $G$  is either in  $S$  or adjacent to some  $v$  in  $S$ . Routing using connected dominating sets of a graph can reduce the search space for routes [6,27].

Das and Bharghavan [6] approximate the minimum connected dominating set of an ad hoc network, and route packets using nodes from that set. The set of coordinators elected by *Span*, however, has the additional property of being capacity preserving. Consequently, the connected dominating set elected by *Span* is likely to be larger than a minimal connected dominating set. For example, the black nodes in figure 1 form a minimal connected dominating set. However, *Span*'s election algorithm would additionally elect node 5 to be a coordinator to preserve capacity.

Wu and Li [27] propose a distributed algorithm for approximating connected dominating sets in an ad hoc network that also appears to preserve capacity. In a later paper, Wu and Gao [26] discuss power aware routing using the connected dominating sets. Their algorithm is similar to *Span*'s coordinator election algorithm. *Span*, however, elects fewer coordi-

nators because it actively prevents redundant coordinators by using randomized slotting and damping.

The recent GAF [29] scheme of Xu et al. has similar goals to *Span*. In GAF, nodes use geographic location information to divide the world into fixed square grids. The size of each grid stays constant, regardless of node density. Nodes within a grid switch between sleeping and listening, with the guarantee that one node in each grid stays up to route packets. *Span* differs from GAF in two important ways. First, unlike GAF, *Span* does not require that nodes know their geographic positions. Instead, *Span* uses local broadcast messages to discover and react to changes in the network topology. Second, *Span* integrates with 802.11 power saving mode nicely: non-coordinator nodes can still receive packets when operating in power saving mode.

In AFECA [28], each node maintains a count of the number of nodes within radio range, obtained by listening to transmissions on the channel. A node switches between sleeping and listening, with randomized sleep times proportional to the number of nearby nodes. The net effect is that the number of listening nodes is roughly constant, regardless of node density; as the density increases, more energy can be saved. AFECA's constants are chosen so that there is a high probability that the listening nodes form a connected graph, so that ad hoc forwarding works. An AFECA node does not know whether it is required to listen in order to maintain connectivity, so to be conservative AFECA tends to make nodes listen even when they could be asleep. *Span* differs from AFECA in that, with high likelihood, *Span* never keeps a node awake unless it is absolutely essential for connecting two of its neighbors. Furthermore, *Span* explicitly attempts to preserve the same overall system capacity as the underlying network where all nodes are awake, which ensures that no increase in congestion occurs.

The PAMAS power-saving medium access protocol [18, 23] turns off a node's radio when it is overhearing a packet not addressed to it. This approach is suitable for radios in which processing a received packet is expensive compared to listening to an idle radio channel. Kravets and Krishnan [14] present a system in which mobile units wake up periodically and poll a base station for newly arrived packets. Like Stemm and Katz [24], they show that setting the on/off periods based on application hints reduces both power and delay. *Span* assumes the presence of an ad hoc polling mechanism such as that provided by 802.11, and could potentially work in concert with application hints; such hints would apply only to sleeping nodes, not coordinators. Smith et al. [16] propose an ad hoc network that elects a virtual base station to buffer packets for local nodes. They do not, however, attempt to make sure that enough of these base stations are present to preserve connectivity in a multi-hop ad hoc network.

Minimum-energy routing [22] saves power by choosing paths through a multi-hop ad hoc network that minimize the total transmit energy. This approach has been extended by Chang and Tassioulas [3] to maximize overall network lifetime by distributing energy consumption fairly. In this protocol, nodes adjust their transmission power levels and select

routes to optimize performance. Ramanathan and Rosales-Hain describe distributed algorithms that vary transmission power and attempt to maintain connectedness [19]. Rodopl and Meng give a distributed algorithm to produce minimum-power routes by varying node transmission power [20]. Wattenhofer et al. [25] describe a topology maintenance algorithm using similar underlying radio support, but their algorithm guarantees global connectedness using directional information. Span controls whether or not the receiver is powered on, rather than controlling the transmit power level. It also pays close attention to overall system capacity, in addition to maintaining connectivity.

An alternative approach is described by Heinzelman et al., whose LEACH protocol selects rotating cluster-heads to collect local information and transmit it to a base station in a wireless sensor network [10]. Like LEACH, directed diffusion mechanism of Intanagonwiwat et al. [12] takes advantage of aspects of sensor networks, particularly the possibility of aggregating and compressing data, that are not present in general-purpose networks.

In general, the basic idea that a path with many short hops is sometimes more energy-efficient than one with a few long hops could be applied to any ad hoc network with variable-power radios and knowledge of positions. This technique and Span's are orthogonal, so their benefits could potentially be combined.



### 3. Span design

Span adaptively elects “coordinators” from all nodes in the network. Span coordinators stay awake continuously and perform multi-hop packet routing within the ad hoc network, while other nodes remain in power-saving mode and periodically check if they should wake up and become a coordinator.

Span achieves four goals. First, it ensures that enough coordinators are elected so that every node is in radio range of at least one coordinator. Second, it rotates the coordinators in order to ensure that all nodes share the task of providing global connectivity roughly equally. Third, it attempts to minimize the number of nodes elected as coordinators, thereby increasing network lifetime, but without suffering a significant loss of capacity or an increase in latency. Fourth, it elects coordinators using only local information in a decentralized manner – each node only consults state stored in local routing tables during the election process.

Span is proactive: each node periodically broadcasts HELLO messages that contain the node's status (i.e., whether or not the node is a coordinator), its current coordinators, and its current neighbors. From these HELLO messages, each node constructs a list of the node's neighbors and coordinators, and for each neighbor, a list of its neighbors and coordinators.

As shown in figure 2, Span runs above the link and MAC layers and interacts with the routing protocol. This structuring allows Span to take advantage of power-saving features of the link layer protocol, while still being able to affect the routing

Routing Layer	GPSR	DSR	AODV
	Span		
MAC/PHY	802.11		

Figure 2. Span is a protocol that operates under the routing layer and above the MAC and physical layers. The routing layer uses information Span provides, and Span takes advantage of any power saving features of the underlying MAC layer.

process. For example, non-coordinator nodes can periodically turn on their radios and listen (as in the 802.11 power-saving mode [11]) or poll (as in LPMAC [16]) for their packets. Span leverages a feature of modern power-saving MAC layers, in which if a node has been asleep for a while, packets destined for it are not lost but **are buffered at a neighbor**. When the node awakens, it can retrieve these packets from the buffering node, typically a coordinator. Span also requires a modification to the route lookup process at each node – at any time, only those entries in a node's routing table that correspond to currently active coordinators can be used as valid next-hops (unless the next hop is the destination itself).

A Span node switches state from time to time between being a coordinator and being a non-coordinator. A node includes its current state in its HELLO messages. The following sections describe how a node decides that it should announce that it is a coordinator, and how it decides that it should withdraw from being a coordinator.

#### 3.1. Coordinator announcement

Periodically, a non-coordinator node determines if it should become a coordinator or not. The following *coordinator eligibility rule* in Span ensures that the entire network is covered with enough coordinators:

**Coordinator eligibility rule.** A non-coordinator node should become a coordinator if it discovers, using only information gathered from local broadcast messages, that two of its neighbors cannot reach each other either directly **or via one or two coordinators**.



This election algorithm does not yield the minimum number of coordinators required to merely maintain connectedness. However, it roughly ensures that every populated radio range in the entire network contains at least one coordinator. Because packets are routed through coordinators, the resulting coordinator topology should yield good capacity.

Announcement contention occurs when multiple nodes discover the lack of a coordinator at the same time, and all decide to become a coordinator. Span resolves contention by delaying coordinator announcements with a randomized backoff delay. Each node chooses **a delay value**, and delays the HELLO message that announces the node's volunteering as a coordinator for that amount of time. At the end of the delay, the node reevaluates its eligibility based on HELLO mes-

sages recently received, and makes its announcement if and only if the eligibility rule still holds.

We consider a variety of factors in our derivation of the backoff delay. Consider first the case when all nodes have roughly equal energy, which implies that only topology should play a role in deciding which nodes become coordinators. Let  $N_i$  be the number of neighbors for node  $i$  and let  $C_i$  be the number of additional pairs of nodes among these neighbors that would be connected if  $i$  were to become a coordinator and forward packets. Clearly,  $0 \leq C_i \leq \binom{N_i}{2}$ . We call  $C_i / \binom{N_i}{2}$  the *utility* of node  $i$ . If nodes with high  $C_i$  become coordinators, fewer coordinators in total may be needed in order to make sure every node can talk to a coordinator; thus a node with a high  $C_i$  should volunteer more quickly than one with smaller  $C_i$ .

If there are multiple nodes within radio range that all have the same utility, Span prevents too many of them becoming coordinators. This is because such coordinators would be redundant – they would not increase system capacity, but simply drain energy. If the potential coordinators make their decisions simultaneously, they may all decide to become coordinators. If, on the other hand, they decide one at a time, only the first few will become coordinators, and the rest will notice that there are already enough coordinators and go back to sleep. To handle this, we use a randomized “slotting-and-damping” method reminiscent of techniques to avoid multiple retransmissions of lost packets by multicast protocols, such as XTP [4], IGMP [8] and SRM [9]: the delay for each node is randomly chosen over an interval proportional to  $N_i \times T$ , where  $T$  is the round-trip delay for a small packet over the wireless link.

Thus, when all nodes have roughly equal energy, the above discussion suggests a backoff delay of the form:

$$delay = \left( \left( 1 - \frac{C_i}{\binom{N_i}{2}} \right) + R \right) \times N_i \times T. \quad (1)$$

The randomization is achieved by picking  $R$  uniformly at random from the interval  $(0, 1]$ .

Consider the case when nodes may have unequal energy left in their batteries. We observe that what matters in a heterogeneous network is not necessarily the absolute amount of energy available at the node, but the amount of energy scaled to the maximum amount of energy that the node can have. Let  $E_r$  denote the amount of energy (in Joules) at a node that still remains, and  $E_m$  be the maximum amount of energy available at the same node. A reasonable (but not the only) notion of fairness can be achieved by ensuring that a node with a larger value of  $E_r/E_m$  is more likely to volunteer to become a coordinator more quickly than one with a smaller ratio. Thus, we need to add a decreasing function of  $E_r/E_m$  that reflects this, to equation (1). There are an infinite number of such functions, from which we choose a simple linear one:  $1 - E_r/E_m$ . In addition to its simplicity, this choice is attractive because it ensures that the rate with which a node reduces its propensity to advertise (as a function of the amount of energy it has left), is constant. (We experimented with a few other functions, in-

cluding an exponentially decaying function of  $E_r/E_m$  and an inversely decaying function of  $E_r/E_m$ ; the simple linear one worked best.)

Combining this with equation (1) yields the following equation for the backoff delay in Span:

$$delay = \left( \left( 1 - \frac{E_r}{E_m} \right) + \left( 1 - \frac{C_i}{\binom{N_i}{2}} \right) + R \right) \times N_i \times T. \quad (2)$$

Observe that the first term does not have a random component; thus if a node is running low on energy, its propensity to become a volunteer is guaranteed to diminish relative to other nodes in the neighborhood with similar neighbors.

In a network with uniform density and energy, our election algorithm rotates coordinators among all nodes of the network. It achieves fairness because the likelihood of becoming a coordinator falls as a coordinator uses up its battery. In practice, however, ad hoc networks are rarely uniform. Our announcement rule adapts to non-uniform topology: a node that connects network partitions together will always be elected a coordinator. This property preserves capacity over the lifetime of the network. Because of Span’s emphasis on capacity-preservation to the extent possible, such critical nodes will unavoidably die before other less-critical ones. However, in a mobile Span network, a given node is rarely stuck in such a position, and this improves fairness dramatically.

### 3.2. Coordinator withdrawal

Each coordinator periodically checks if it should withdraw as a coordinator. A node should withdraw if every pair of its neighbors can reach each other either directly or via one or two other coordinators. In order to also rotate the coordinators among all nodes fairly, after a node has been a coordinator for some period of time, it marks itself as a tentative coordinator if every pair of neighbor nodes can reach each other via one or two other neighbors, even if those neighbors are not currently coordinators. A tentative coordinator can still be used to forward packets. However, the coordinator announcement algorithm described above treats a tentative coordinator as a non-coordinator. Thus, by marking itself as tentative, a coordinator gives its neighbors a chance to become coordinators. A coordinator stays tentative for  $W_T$  amount of time, where  $W_T$  is the maximum value of equation (2). That is,

$$W_T = 3 \times N_i \times T. \quad (3)$$

If a coordinator has not withdrawn after  $W_T$ , it clears its tentative bit. To prevent an unlucky low energy node from draining all of its energy once it becomes a coordinator, the amount of time a node stays as a coordinator before turning on its tentative bit is proportional to the amount of energy it has ( $E_r/E_m$ ).

While Span uses local HELLO messages to propagate topology information, it does not depend on them for correctness: when HELLO messages are lost, Span elects more coordinators, but does not disconnect the backbone. Figure 3 shows the result of our election algorithm at a random point in time on a network of 100 nodes in a 1000 m  $\times$  1000 m area, where each radio has an isotropic circular range with a 250 m

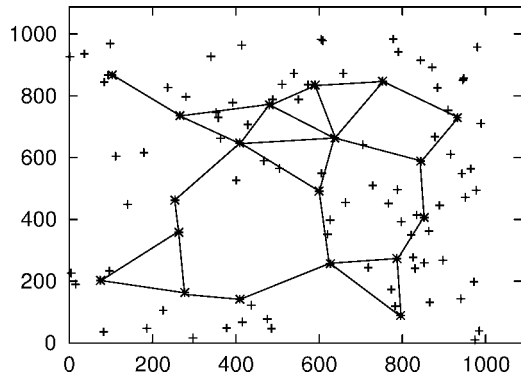


Figure 3. A scenario with 100 nodes, 19 coordinators, and a radio range of 250 m. The nodes marked “\*” are coordinators; the nodes marked “+” are non-coordinator nodes. Solid lines connect coordinators that are within radio range of each other.

radius. Solid lines connect coordinators that are within radio range of each other.

#### 4. Simulator implementation

This section describes our implementation of Span, geographic forwarding, the 802.11 power saving mode (with our own improvements), and the energy model we used in our simulations. We ran our Span implementation in the *ns-2* network simulator environment.

##### 4.1. Span and geographic forwarding

Our implementation uses a geographic forwarding algorithm. We chose to implement geographic forwarding primarily because of its simplicity; Span can be used with other routing protocols as well.

Span’s election algorithm requires each node to advertise its coordinators, its neighbors, and if it is a coordinator, a tentative coordinator, or a non-coordinator. To reduce protocol overhead, we piggyback Span HELLO information (see section 3.1) onto the broadcast updates required by geographic forwarding (see table 1). Each node enters all the information it receives in broadcast updates into a *neighbor table*. Consequently, this neighbor table contains a list of neighbors and coordinators, and for each neighbor, a list of its neighbors and coordinators.

Geographic forwarding forwards packets using a greedy algorithm. The source node annotates each packet with the geographic location of the destination node. Upon receiving a packet for a node not in radio range, a coordinator forwards the packet to a neighboring coordinator that is closest to the destination. If no such coordinator exists, the packet is forwarded to a non-coordinator that is closer to the destination. Otherwise, we know that a packet has encountered a void, and so it is dropped. (We did not implement an idea like GPSR [13], which ameliorates the effects of voids.)

Our simulations do not use a location service. Instead, each sender uses the GOD module of *ns* to obtain the geo-

Table 1  
HELLO packet for Span and geographic forwarding. Italicized fields are Span specific information.

Source ID
Node position
<i>Is coordinator</i>
<i>Is tentative</i>
<i>Coordinator list</i>
<i>Neighbor list</i>

graphic location of the destination node. Hence, our simulation results may be better than one might expect with a real location service, such as GLS [15].

Our geographic forwarding algorithm also implements MAC-layer failure feedback and interface queue traversal [1, 13]. These mechanisms allow the routing layer to readily remove unresponsive nodes from its routing table and rescue packets using these nodes as the next hop.

##### 4.2. Coordinator election

A node uses information from its neighbor table to determine if it should announce or withdraw itself as a coordinator. Figure 4 shows the coordinator announcement algorithm. A non-coordinator node periodically calls *check-announce-coordinator* to determine if it should become a coordinator or not. *check-announce-coordinator* first computes  $C$ , the number of additional neighbor pairs that would be connected if the node becomes a coordinator, using *connect-pair*. If  $C > 0$ , the node computes *delay* using equation (2) and waits for *delay* seconds before recomputing  $C$ . If  $C$  continues to be greater than 0 after *delay* seconds, the node announces itself as a coordinator. *connect-pair* calculates the number of would-be connected neighbor pairs by iterating through the node’s neighbors in the neighbor table. A similar routine exists for checking if every pair of neighbor nodes can reach each other via one or two other neighbors. That routine is used by the withdraw algorithm.

In addition to the coordinator election algorithm shown in figure 4, we implemented a special case for electing coordinators. The geographic routing algorithm can readily detect that a coordinator has left the region through MAC layer failure feedback. However, the Span election algorithm may not react fast enough to elect new coordinators. In the worst case, nodes must wait until the old coordinator information has expired in the neighbor table before a new coordinator can be elected. Because geographic forwarding falls back to using non-coordinators to route packets if coordinators do not exist, a non-coordinator node announces itself as a coordinator if it has received a large number of packets to route in the recent past. If this coordinator turns out to be redundant, the coordinator withdraw algorithm will force the node to withdraw itself as a coordinator soon after.

```

// a non-coordinator node periodically calls this routine to see if it should become a coordinator
check-announce-coordinator()
  C = connect-pairs()
  if C > 0 {
    calculate delay using equation (2), using C as Ci
    wait delay
    if connect-pairs() > 0 {
      announce itself as a coordinator
    }
  }
// returns number of neighbor pairs a node can connect if it becomes a coordinator
connect-pairs()
  n = 0
  for each neighbor a in neighbor table {
    for each neighbor b, b > a, in neighbor table {
      if share-other-coordinators(a, b) == false {
        n ← n + 1
      }
    }
  }
  return n
// returns true if neighbors a and b are connected by one or two other coordinators
share-other-coordinators(a, b)
  // coordinator lists are kept in the neighbor table
  for each coordinator ca in a's coordinator list {
    if ca equals self {
      continue
    }
    else if ca in b's coordinator list {
      return true
    }
  }
  // try to see if we know a path from a to b via two coordinators
  else if ca in neighbor table {
    for each coordinator cca in ca's coordinator list {
      if cca equals self {
        continue
      }
      else if cca in b's coordinator list {
        return true
      }
    }
  }
  return false

```

Figure 4. Coordinator announcement algorithm.

#### 4.3. 802.11 ad hoc power-saving mode

Span determines when to turn a node's radio on or off, but depends on the low level MAC layer to support power saving functions, such as buffering packets for sleeping nodes. We have implemented Span on top of the 802.11 MAC and physical layers with ad hoc power saving support [11].

802.11 ad hoc power-saving mode uses periodic *beacons* to synchronize nodes in the network. Beacon packets contain timestamps that synchronize nodes' clocks. A beacon

period starts with an ad hoc traffic indication message window (*ATIM window*), during which all nodes are listening, and pending traffic transmissions are advertised. A node that receives and acknowledges an advertisement for unicast or broadcast traffic directed to itself must stay on for the rest of the beacon period. Otherwise, it can turn itself off at the end of the ATIM window, until the beginning of the next beacon period. After the ATIM window, advertised traffic is transmitted. Since traffic cannot be transmitted during the ATIM window, the available channel capacity is reduced.

When the 802.11 MAC layer is asked to send a packet, it may or may not be able to send it immediately, depending on which ATIM's have been sent and acknowledged in the immediately preceding or current, ATIM window. If the packet arrives at the MAC during the ATIM window, or if the advertisement for the packet has not been acknowledged, it needs to be buffered. In our implementation, we buffer packets for two beacon periods. Packets that have not been transmitted after two beacon periods are dropped.

The beacon period and ATIM window size greatly affect routing performance [21]. While using a small ATIM window may improve energy savings, there may not be enough time for all buffered packets to be advertised. Using an ATIM window that is too large not only decreases available channel utilization, it may also not leave enough room between the end of the ATIM window and the beginning of the next beacon period to transmit all advertised traffic. We have experimentally determined that a beacon period of 200 ms and an ATIM window size of 40 ms result in good throughput and low loss rate.

Aside from decreased channel capacity, 802.11 power saving mode (without Span) also suffers from long packet delivery latency: for each hop that a packet traverses, the packet is expected to be delayed for half a beacon period.

#### 4.4. Improving 802.11 using Span

Using Span on top of 802.11 ad hoc power saving mode can improve routing throughput and packet delivery latency. Because coordinators do not operate in power saving mode, packets routed between coordinators do not need to be advertised or delayed. To further take advantage of the synergy between Span and 802.11 power saving mode, we have made the following modifications to our simulation of 802.11 power saving mode.

- *No advertisements for packets between coordinators.* Packets routed between coordinators are marked by Span. While the MAC layer still needs to buffer these packets if they arrive during the ATIM window, it does not send traffic advertisements for them. To ensure that Span does not provide incorrect information due to topology changes, the MAC maintains a separate neighbor table. The MAC layer uses a bit in the MAC header of each packet it sends to notify neighbors of its power saving status. Since the MAC layer can sniff the header of every packet, including RTS packets, this neighbor table is likely to be correct. When a node withdraws as a coordinator, advertisements for traffic to that node will be sent during the next ATIM window. This optimization allows the ATIM window to be reduced without hurting throughput.
- *Individually advertise each broadcast message.* With unmodified 802.11 power saving mode, a node only needs to send one broadcast advertisement even if it has more than one broadcast message to send. This is because once a node hears an advertisement for a broadcast message, it stays up for the entire duration of the beacon period.

Since most traffic to non-coordinator nodes in our network would be broadcast messages sent by Span and the geographic routing protocol, we modified the MAC so each broadcast message must be explicitly advertised. For example, if a node receives 5 broadcast advertisements, no unicast advertisements, and then 5 broadcast messages after the ATIM window, it can safely turn itself off.

- *New advertised traffic window.* With unmodified 802.11 power saving mode, if a node receives a unicast advertisement, it must remain on for the rest of the beacon period. In a Span network, packets routed via non-coordinator nodes are rare. To take advantage of this, we introduced a new *advertised traffic window* in the MAC. The advertised traffic window is smaller than the beacon period. It starts at the beginning of the beacon period, and extends beyond the end of the ATIM window. Outside the ATIM window but inside the advertised traffic window, advertised packets and packets to coordinators can be transmitted. Outside the advertised traffic window, however, only packets between coordinators can be transmitted. This allows a node in power saving mode to turn itself off at the end of the advertised traffic window until the next beacon period.

These three modifications allow each node to use a long beacon period and a short ATIM window. The short ATIM window improves channel utilization, while the long beacon period increases the fraction of time a non-coordinator node can remain asleep. In our simulations, we used a beacon period of 300 ms, an ATIM window of 20 ms, and an advertised traffic window of 100 ms. We set the propagation delay  $T$  in equation (2) to be the length of a beacon period.

Span does not require these modifications, but does better when they are implemented. Section 5 compares performance of Span with the modified 802.11 power saving mode, unmodified 802.11 in ad hoc power saving mode, and unmodified 802.11 without power saving mode.

#### 4.5. Energy model

To accurately model energy consumption, we took measurements of the Cabletron Roamabout 802.11 DS High Rate network interface card (NIC) operating at 2 Mbps in base station mode. To measure power consumed by the card, we powered a portable computer solely with its AC adapter (without the battery), and measured the voltage across a resistor placed in series with the card on the computer to obtain the instantaneous current through the NIC. The voltage across the NIC remained constant at all times, thus from the instantaneous current measurement, we calculated the instantaneous power consumed by the card. We summarize the time-averaged results in table 2, and note that these closely match the results obtained by Feeney and Nilsson [7] for similar 802.11 network interface cards in the ad hoc mode.

We obtained the "Rx" state measurement by putting the card into non-power saving mode, and measuring the power



Table 2  
Power consumption of the Cabletron 802.11 network card in the Tx (transmit), Rx (receive), Idle, and Sleeping modes.

Tx	Rx	Idle	Sleeping
1400 mW	1000 mW	830 mW	130 mW

required to listen for a packet, decode it, and pass its contents up to the host. The “idle” state measurement was obtained in the same manner, but measuring only the power required to listen for a packet. In contrast, the “sleep” state measurement was obtained by putting the card into power saving mode, and measuring the average (lower, and near-constant) power consumption during the part of the power saving cycle where the card was not listening for packets. The key point to note is the large difference between the power consumption of the idle and sleeping modes. This suggests that putting the non-coordinator nodes that do not have data to transmit in sleeping mode can be beneficial.

## 5. Performance evaluation

To measure the effectiveness of Span, we simulated Span, with geographic forwarding, on several static and mobile topologies. Simulation results show that Span not only performs well by extending network lifetime, it out-performs unmodified 802.11 power saving network in handling heavy load, per-packet delivery latency, and network lifetime.

### 5.1. Simulation environment

We simulated Span in the *ns-2* [17] network simulator using the CMU wireless extensions [5]. The geographic forwarding algorithm, as described in section 4.1, routes packets from source to destination. Span runs on top of the 802.11 MAC layer with power saving support and modifications described in section 4.3. In this section, we compare performance of Span against both unmodified 802.11 MAC in power saving mode and unmodified 802.11 MAC not in power saving mode. For convenience, we will refer to them as Span, 802.11 PSM, and 802.11.

To evaluate Span in different node densities, we simulate 120-node networks in square regions of different sizes. Nodes in our simulations use radios with a 2 Mbps bandwidth and 250 m nominal radio range. Twenty nodes send and receive traffic. Each of these nodes send a CBR flow to another node, and each CBR flow sends 128 byte packets. In section 5.2 we vary the rate of the CBR traffic to measure performance of Span under different traffic load. In other experiments, each sender sends three packets per second, for a total of 60 Kbps of traffic.

To ensure that the packets of each CBR flow go through multiple hops before reaching the destination node, 10 source and destination nodes are placed, uniformly at random, on each of two 50 m wide, full-height strips located at the left and right of the simulated region. A source must send packets

to a destination node on the other strip. The initial positions of the remaining 100 nodes are chosen uniformly at random in the entire simulated region. Thus, the square root of the area of the simulated region and the number of hops needed by each packet are approximately proportional.

Source and destination nodes never move. They stay awake at all times so they can send and receive packets at higher throughputs. However, they do not participate in coordinator elections. Thus, only 100 nodes can become coordinators. In mobile experiments, the motion of the remaining 100 nodes follows the *random waypoint* model [2]: initially, each node chooses a destination uniformly at random in the simulated region, chooses a speed uniformly at random between 0 and 20 m/s, and moves there with the chosen speed. The node then pauses for an adjustable period of time before repeating the same process. The degree of mobility is reflected in the pause time. By default, we used a pause time of 60 s.

For simplicity, we did not use a location service in our simulations. Instead, a router obtains the location of the destination node from the GOD module in *ns*. Since the location lookup is only required once per flow at the sender, we believe the overhead produced by the location service is not likely to change our results. Nevertheless, location services such as GLS [15] can be used with Span.

All experimental results in this section are averages of five runs on different randomly-chosen scenarios. We define *node density* (as used in our graph axis labels) as the number of nodes that are not sources or destinations per radio range, an area of  $250^2 \times \pi \text{ m}^2$ .

### 5.2. Capacity preservation

One of Span’s goals is to preserve total network capacity, by making sure that if there are non-conflicting paths in the underlying network, there are similar non-conflicting paths in the coordinator backbone. This section compares the capacity available in a Span network with the capacity in an ordinary 802.11 network. We measure capacity by the number of packets the network can successfully deliver per unit time; capacity is inversely proportional to the network’s packet loss rate. Additionally, we show that despite using fewer nodes to forward packets, Span does not significantly increase delivery latency and number of hops each packet traverses.

Figure 5 shows packet delivery rate as the bit rate of each CBR flow increases. There is no motion in these simulations. The simulation region has an area of  $1000 \text{ m} \times 1000 \text{ m}$ . On average, each packet traverses 6 hops.

Unmodified 802.11 PSM drops significantly more packets than Span when the CBR flow rate increases past 4 Kbps. Most of these packet drops occur either because the ATIM window is not long enough to allow all buffered unicast packets to be advertised, or because after the ATIM window there is not enough time until the start of the next beacon period for all advertised packets to be transmitted. After two beacon periods of buffering, all packets are dropped by the MAC. Because Span does not need to advertise traffic between coor-



dinators and uses a shorter ATIM window and longer beacon period, Span delivers more packets.

Span has higher loss rates than regular 802.11 when the bit rate increases beyond 4.5 Kbps. This increase in loss rate is largely due to the fact that Span uses a 20 ms ATIM window per 300 ms beacon period, which reduces utilization by 6.7%. Additionally, using fewer nodes to forward packets may decrease potential channel utilization even more: each time a node exponentially backs off to avoid collision, there is a greater chance that the channel becomes unoccupied for a longer period of time.

Table 3 shows the routing behavior and loss rates of Span, 802.11 PSM, and 802.11 with a 3 Kbps per CBR flow rate. We vary the simulation area to change node density and the number of hops each packet needs to traverse. There is no motion in these simulations. Despite using fewer nodes to forward packets, Span delivers packets using only a slightly higher number of hops. Span's packet delivery latency is higher than that of 802.11, but significantly lower than that of 802.11 PSM. With 802.11 PSM, each hop accounts for roughly 200 ms of latency, which corresponds with the 200 ms beacon period used.

Span reduces the number of voids encountered by geographic routing: coordinators are elected to connect neighboring nodes, and are therefore unlikely to occur at the edge of a void. Thus, Span has a lower loss rate than both 802.11 and 802.11 PSM when the node density is low.

These results show that Span does not significantly degrade network capacity, and can forward more packets than 802.11 PSM under high load. Furthermore, Span increases

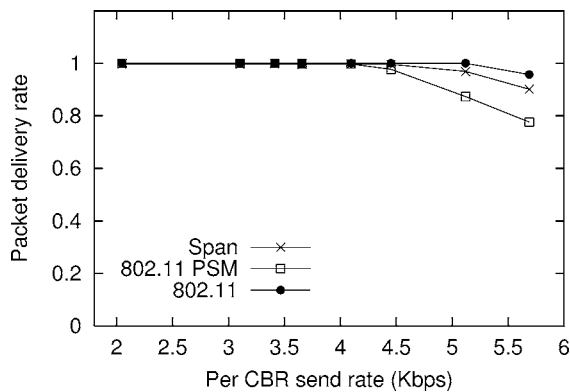


Figure 5. Packet delivery rate as a function of per-CBR-flow bit rate. Each packet traverses six hops. Under higher traffic load, Span delivers more packets than 802.11 PSM, but slightly less than 802.11.

packet latency only slightly, despite using a fewer number of nodes to forward packets.

### 5.3. Effects of mobility

Figure 6 shows the effects of mobility on packet loss rate. In these simulations an area of 1000 m  $\times$  1000 m is used. Each simulation lasts 400 s. Nodes follow the random waypoint motion model, and the length of the pause time reflects the degree of mobility.

The degree of mobility does not significantly affect routing with Span coordinators. Span consistently performs better than both 802.11 PSM and 802.11. Most packet drops in these simulations are caused by temporary voids created by mobility. Because geographic forwarding with Span encounters fewer voids, its loss rate is lower.

### 5.4. Coordinator election

Ideally, Span would choose just enough coordinators to preserve connectivity and capacity, but no more; any coordinators above this minimum just waste power. This section compares the number of coordinators Span chooses with the number that would be required to form a hexagonal grid layout, shown in figure 7; the hex grid layout of nodes, while perhaps not optimal, produces a connected backbone in every direction with very few coordinators.

The hexagonal grid layout of coordinators place a coordinator at each vertex of a hexagon. Every coordinator can communicate with the three coordinators that it is connected

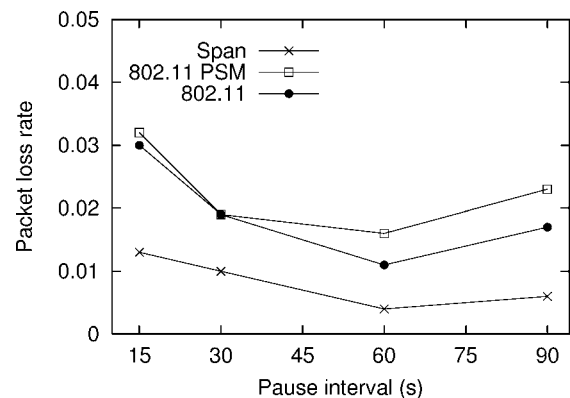


Figure 6. Packet loss rate as a function of pause time. The simulation area is a 1000 m  $\times$  1000 m square. Mobility does not affect Span very much, and geographic forwarding with Span delivers more packets than with 802.11 PSM and 802.11 because it encounters fewer voids.

Table 3

Performance of geographic forwarding with Span, 802.11 PSM, and 802.11 as node density and area of simulation region changes. Span delivers packets using slightly more hops. Span's packet delivery latency is higher than 802.11's, but is significantly less than that of 802.11 PSM.

Area	Density	Span			802.11 PSM			802.11		
		Loss	Latency (ms)	Hops	Loss	Latency (ms)	Hops	Loss	Latency (ms)	Hops
500 m $\times$ 500 m	78.5	0.0%	23.4	2.8	0.0%	423	2.4	0.0%	5.7	2.4
750 m $\times$ 750 m	34.9	0.0%	30.7	4.5	0.0%	739	4.0	0.0%	11.2	4.0
1000 m $\times$ 1000 m	19.6	0.4%	40.5	6.1	0.1%	1032	5.4	0.0%	16.9	5.4
1250 m $\times$ 1250 m	12.6	1.9%	45.2	7.8	10.7%	1391	7.3	7.0%	20.6	7.3

to through an edge of a hexagon, which is 250 m long (the radio range). Each hexagon has six coordinators, but each coordinator is shared by three hexagons. Therefore, each hexagon is only responsible for two coordinators. Each hexagon has an area of 162,380 m<sup>2</sup>. Thus, given a simulation area of  $d^2$  meters, the number of coordinators expected in this area  $C_{ideal}$  is

$$C_{ideal} = 2 \cdot \frac{d^2}{162380}. \quad (4)$$

Figure 8 shows coordinator density as a function of node density. For each node density, coordinator density is computed from the average number of coordinators elected by Span over 500 s of five mobile simulations. Points on the “Ideal” curve in figure 8 are computed using the ideal number of coordinators predicted by equation (4).

Span elects more coordinators than equation (4) suggests. There are two reasons for this. First, equation (4) describes a layout in a network that is dense enough such that there is a node at every corner of every hexagon. When the node density is moderate, on the other hand, more nodes are needed to provide connectivity between the hexagons. Second, to rotate coordinators among all nodes, the optimal set of coordinators may not always be selected.

Figure 9 shows the percent of time a node in a 20 node, 100 m × 100 m network spent as a coordinator during 7200 s

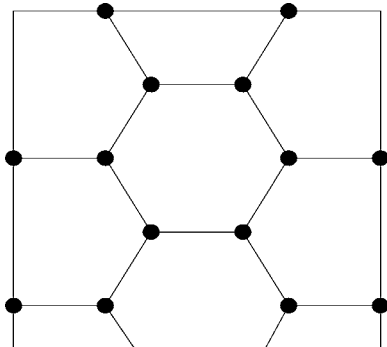


Figure 7. An approximation to an optimal layout of coordinators in a 1000 m × 1000 m area. There are 14 coordinators in this layout.

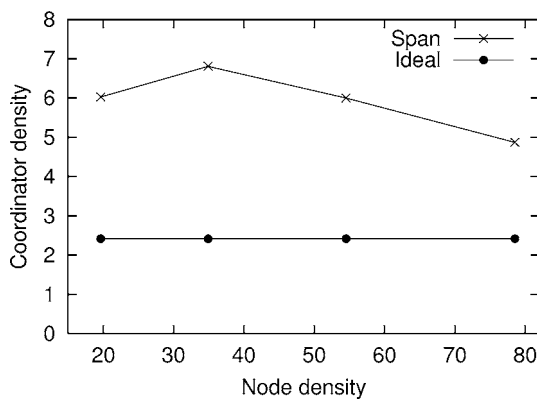


Figure 8. Ideal and actual coordinator density as a function of node density. The ideal curve represents an approximate lower bound on the number of coordinators needed. Span elects more coordinators than the ideal case because of lower node density, coordinator rotation, and announcement collision.

of simulation. Because the entire network falls within a single radio range, only one node is elected as a coordinator at any given time. Consequently, if Span rotates the coordinator equally among all nodes in the network, each node should spend 5% of the total simulation time as a coordinator, as shown in figure 9(a). In this simulation, each node starts with 10,000 J of energy, and spends roughly the same amount of time as the coordinator. In figure 9(b), each node starts with 2000 + 400*i* J of energy, where *i* is the node ID. For example, the first node starts out with 2400 J, the second node starts out with 2800 J, and so on. Figure 9(b) shows that the energy term in equation (2) allows Span to elect nodes with high amount of energy as coordinators.

### 5.5. Energy consumption

This section evaluates Span’s ability to save energy. The potential for savings depends on node density, since the fraction of sleeping nodes depends on the number of nodes per radio coverage area. The energy savings also depend on a radio’s power consumption in sleep mode and the amount of time that sleeping nodes must turn on their receivers to listen for 802.11 beacons and Span HELLO messages.

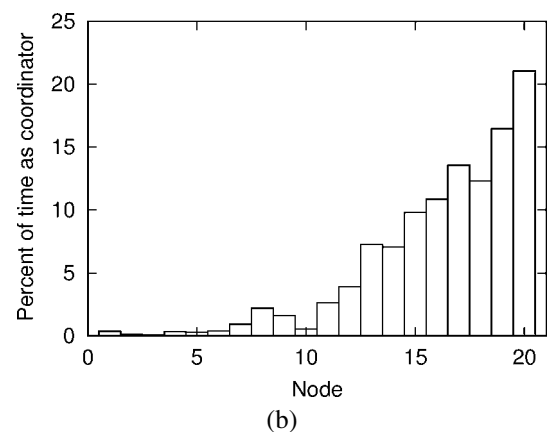
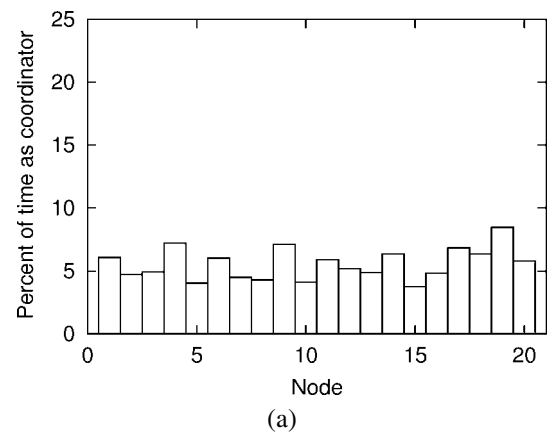


Figure 9. Percent of time each node in a 20 node, 100 m × 100 m network spent as a coordinator during 7200 s of simulation. In (a), each node starts with 10,000 J of energy. This graph shows that Span rotates coordinators equally among all the nodes. In (b), each node starts with 2000 + 400*i* J of energy, where *i* is the node ID. This graph shows that Span is more likely to elect coordinators with more energy.

Figure 10 shows the per-node power usage in networks running Span, 802.11 PSM, and 802.11. These numbers are calculated from the initial energy and the energy remaining at each of the 100 mobile nodes over 500 s. Each value is an average over 5 mobile simulations. From these results, we find that Span provides a considerable amount of energy savings over 802.11, while 802.11 PSM saves essentially no power. This is because geographic forwarding needs to send broadcast messages. With 802.11 PSM, each time a node receives a broadcast advertisement, it must stay up for the entire beacon period. This prevents non-coordinators from going back to sleep. When the node density is low, the number of broadcast messages in a radio range decreases, and 802.11 PSM yields a small amount of energy savings.

We also find that as density increases, a smaller fraction of the nodes are elected coordinators. Consequently, we expect energy savings to increase. In practice, however, energy savings do not increase as much. To understand why, we estimate the amount of energy used in a Span system based on an estimate of the average fraction of time a node must run its radio in idle mode. We call this fraction  $f_{\text{idle}}$ :

$$f_{\text{idle}} = \frac{C}{N} + \left(1 - \frac{C}{N}\right) \cdot f_{\text{up}}. \quad (5)$$

In equation (5),  $N$  is the total number of nodes,  $C$  is the number of coordinators elected, and  $f_{\text{up}}$  is the fraction of the time a node in sleep mode must wake up to listen for beacons and HELLO messages. Span uses a 20 ms ATIM window per 300 ms of beacon period. Thus the smallest value for  $f_{\text{up}}$  is 0.067. In the worst case,  $f_{\text{up}}$  can be as high as 0.333, when

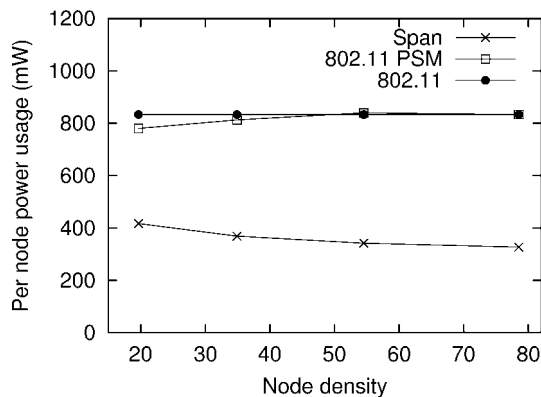


Figure 10. Per-node power usage. Span provides significant amount of savings over 802.11 PSM and 802.11.

a non-coordinator node must stay up for the entire duration of the advertised traffic window (100 ms).

We define  $\alpha$  as the ratio of the power consumption of the radio in sleep mode to the power consumption of the radio in idle mode. Then, using  $f_{\text{idle}}$ , the amount of energy savings can be estimated as

$$\frac{1}{f_{\text{idle}} + \alpha \cdot (1 - f_{\text{idle}})}. \quad (6)$$

Note that because  $f_{\text{idle}}$  depends on  $C/N$ , and that the coordinator density stays the same for different node densities, the gain in energy savings also depends on the node density.

Figure 11 plots equation (6) as a function of  $\alpha$ , substituting  $C_{\text{ideal}}$  and 0 as values for  $C$  and  $f_{\text{up}}$ . This figure shows that the amount of energy saving increases rapidly, as the value of  $\alpha$  decreases. Our energy model uses  $\alpha = 0.157$  from measurements. Figure 12 plots equation (6) as a function of  $f_{\text{up}}$ , using  $C_{\text{ideal}}$  and 0.157 as values for  $C$  and  $\alpha$ . This figure shows that as  $f_{\text{up}}$  increases, the gain in energy savings decreases as well. These two figures explain why in figure 10, the gain in energy savings is a sub-linear function of node density.

We can calculate the actual values of  $f_{\text{up}}$  in our experiments using statistics gathered from the simulations, summarized in table 4. The numbers in the  $f_{\text{up}}$  column are calculated using equation (5), using values from the “Idle time” column as  $f_{\text{idle}}$ . We substitute  $C/N$  with numbers in the “Time as coordinator” column divided by 500 s. This column suggests that Span broadcast messages are expensive when density is

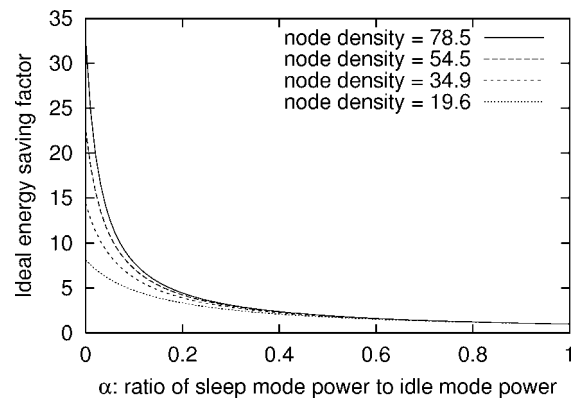


Figure 11. Energy savings as a function of  $\alpha$ , computed using equation (6), substituting  $C_{\text{ideal}}$  and 0 as values for  $C$  and  $f_{\text{up}}$  when computing  $f_{\text{idle}}$ . This figure shows that as  $\alpha$  increases, the amount of energy saving decreases significantly. In our experiments, we used  $\alpha = 0.16$ .

Table 4

Amount of time each node spends in sleep and idle mode, as a coordinator, and the energy consumption of each node as node density changes. The Tx/Rx power column shows the power used to transmit and receive data and broadcast packets. It shows that the energy spent routing packets are not significant. The  $f_{\text{up}}$  column shows the fraction of each beacon period that a node is awake. At higher densities, broadcast messages keep each node up for a longer period of time.

Density	Sleep time	Idle time	Time as coordinator	Power	Tx/Rx power	$f_{\text{up}}$
78.5	374 s	126 s	32.7 s	327 mW	21 mW	0.201
54.5	364 s	136 s	46.6 s	342 mW	22 mW	0.197
34.9	348 s	152 s	75.8 s	369 mW	26 mW	0.180
19.6	318 s	182 s	121.3 s	417 mW	32 mW	0.160

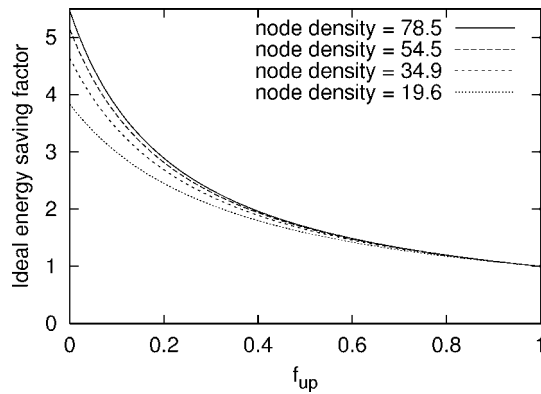


Figure 12. Energy savings as a function of  $f_{up}$ , computed using equation (6), substituting  $C_{ideal}$  and 0.157 as values for  $C$  and  $\alpha$ . This figure shows that as  $f_{up}$  increases, the amount of energy saving decreases as well. In our experiments,  $f_{up}$  was between 0.185 and 0.263.

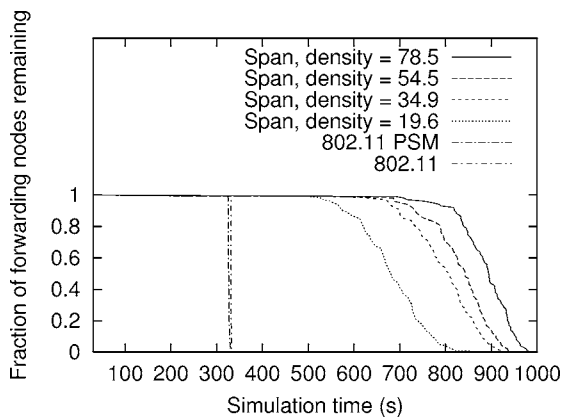


Figure 13. Fraction of nodes remaining as a function of simulation time. With Span, nodes remain alive for significantly longer periods of time.

high – the large number of broadcast messages per radio range keeps nodes awake for a longer period of time.

The numbers in the “Power” column in table 4 correspond to the data points in figure 10. The “Tx/Rx power” column shows the amount of energy used to send and receive broadcast and data packets. Numbers in this column are calculated by subtracting from numbers in the “Power” column the power used by the node in idle and sleep modes, without sending or receiving packets. For example, when density is 78.5 nodes per radio range, a node spends 374 of the 500 s in sleep mode, and only 126 s in idle mode. Given that the node uses 830 mW in idle mode and 130 mW in sleep mode (see table 2), if the node is not sending or receiving packets, its power consumption should be 306 mW. The fact that the node’s actual power consumption is 327 mW implies that sending and receiving packets use 21 mW. Numbers in the “Tx/Rx power” column suggest that for the kind of radios we are using, sending and receiving packets do not consume much energy in comparison.

Results in this section show that Span reduces per node power consumption by a factor of 2 or more over 802.11 PSM and 802.11. However, the amount of energy savings does not increase significantly as node density increases.

## 5.6. Node lifetime

This section shows that Span distributes the costs of being a coordinator in a way that extends the useful lifetime of every node in the network. Figure 13 shows results from several mobile experiments. In these experiments, the 20 source and destination nodes start with 2000 J of energy, and the remaining 100 forwarding nodes start with 300 J of energy. The 802.11 and PSM curves represent simulation results on a 500 m  $\times$  500 m area. With 100 nodes routing packets, the node density is 78.5 nodes per radio range. Results with other node densities are similar. Span curves represent results over several node densities. Without Span, nodes critical to multi-hop routing die around the same time, 335 s into the simulation. With Span, the first node failure occurs 505 s into the simulation when node density is 19.6 nodes per radio range, 556 s into the simulation when node density is 34.9, 574 s into the simulation when node density is 54.5, and 692 s into the simulation when node density is 78.5. The packet delivery rate does not drop below 90% until 681 s into the simulation when node density is 19.6, 887 s into the simulation when node density is 34.9, 912 s into the simulation when node density is 54.5, and 962 s into the simulation when node density is 78.5.

## 6. Conclusion

This paper presents *Span*, a distributed coordination technique for multi-hop ad hoc wireless networks that reduces energy consumption without significantly diminishing the capacity or connectivity of the network. Span adaptively elects *coordinators* from all nodes in the network, and rotates them in time. Span coordinators stay awake and perform multi-hop packet routing within the ad hoc network, while other nodes remain in power-saving mode and periodically check if they should awaken and become a coordinator.

With Span, each node uses a random backoff delay to decide whether to become a coordinator. This delay is a function of the number of other nodes in the neighborhood that can be bridged using this node, and the amount of energy it has remaining. Our results show that Span not only preserves network connectivity, it also preserves capacity, decreases latency, and provides significant energy savings. For example, for a practical range of node densities and a practical energy model, our simulations show that the system lifetime with Span is more than a factor of two better than without Span.

The amount of energy that Span saves increases only slightly as density increases. This is largely due to the fact that the current implementation of Span uses the power saving features of 802.11, in which nodes periodically wake up and listen for traffic advertisements. Section 5.5 shows that this approach can be extremely expensive. This warrants investigation into a more robust and efficient power saving MAC layer, one that minimizes the amount of time each node in power saving mode must stay up.

## Acknowledgments

We thank John Ankcorn for providing power measurement hardware and advice. This research was funded in part by NTT Corporation under the NTT-MIT collaboration and by Intel Corporation.

## References

- [1] J. Broch, D. Johnson and D. Maltz, The dynamic source routing protocol for mobile ad hoc networks. Internet draft, IETF Mobile Ad Hoc Networking Working Group (December 1998).
- [2] J. Broch, D. Maltz, D. Johnson, Y. Hu and J. Jetcheva, A performance comparison of multi-hop wireless ad hoc network routing protocols, in: *Proceedings of the Fifth Annual ACM/IEEE International Conference on Mobile Computing and Networking (MobiCom)*, Dallas, TX (August 1998).
- [3] J. Chang and L. Tassiulas, Energy conserving routing in wireless ad hoc networks, in: *Proceedings of the Fifth Annual ACM/IEEE International Conference on Mobile Computing and Networking (MobiCom)*, Dallas, TX (August 1998).
- [4] G. Chesson, XTP/protocol engine design, in: *Proceedings of the IFIP WG6.1/6.4 Workshop*, Rüslikon (May 1989).
- [5] CMU Monarch extensions to ns, <http://www.monarch.cs.cmu.edu/>
- [6] B. Das and V. Bharghavan, Routing in ad-hoc networks using minimum connected dominating sets, in: *Proceedings of the IEEE International Conference on Communications (ICC'97)* (June 1997).
- [7] L. Feeney and M. Nilsson, Investigating the energy consumption of a wireless network interface in an ad hoc networking environment, in: *Proceedings of IEEE INFOCOM*, Anchorage, AK (2001).
- [8] W. Fenner, Internet Group Management Protocol, Version 2, RFC-2236 (November 1997).
- [9] S. Floyd, V. Jacobson, S. McCanne, C.G. Liu and L. Zhang, A reliable multicast framework for lightweight sessions and application level framing, in: *Proceedings of the ACM SIGCOMM*, Boston, MA (September 1995) pp. 342–356.
- [10] W.R. Heinzelman, A. Chandrakasan and H. Balakrishnan, Energy-efficient communication protocols for wireless microsensor networks, in: *Proceedings of the Hawaiian International Conference on Systems Science* (January 2000).
- [11] IEEE, Wireless LAN Medium Access Control and Physical Layer specifications, IEEE 802.11 Standard, IEEE Computer Society LAN MAN Standards Committee (August 1999).
- [12] C. Intanagonwiwat, R. Govindan and D. Estrin, Directed diffusion: A scalable and robust communication paradigm for sensor networks, in: *Proceedings of the Sixth Annual ACM/IEEE International Conference on Mobile Computing and Networking (MobiCom)*, Boston, MA (August 2000).
- [13] B. Karp and H.T. Kung, GPSR: Greedy Perimeter Stateless Routing for wireless networks, in: *Proceedings of the Sixth Annual ACM/IEEE International Conference on Mobile Computing and Networking (MobiCom)*, Boston, MA (August 2000).
- [14] R. Kravets and P. Krishnan, Application-driven power management for mobile communication, in: *Proceedings of the Fourth Annual ACM/IEEE International Conference on Mobile Computing and Networking (MobiCom)*, Dallas, TX (October 1998).
- [15] J. Li, J. Jannotti, D.D. Couto, D. Karger and R. Morris, A scalable location service for geographic ad-hoc routing, in: *Proceedings of the Sixth Annual ACM/IEEE International Conference on Mobile Computing and Networking (MobiCom)* (August 2000).
- [16] W. Mangione-Smith, P.S. Ghang, S. Nazareth, P. Lettieri, W. Boring and R. Jain, A low power architecture for wireless multimedia systems: Lessons learned from building a power hog, in: *1996 International Symposium on Low Power Electronics and Design Digest of Technical Papers*, Monterey, CA (August 1996).
- [17] ns notes and documentation (2000) <http://www.isi.edu/vint/nsnam/>
- [18] C. Raghavendra and S. Singh, PAMAS: Power Aware Multi-Access Protocol with Signaling for ad hoc networks, *ACM Computer Communication Review* (July 1998) 5–26.
- [19] R. Ramanathan and R. Rosales-Hain, Topology control of multi-hop wireless networks using transmit power adjustment, in: *Proceedings of IEEE INFOCOM*, Tel Aviv, Israel (March 2000).
- [20] V. Rodoplu and T.H. Meng, Minimum energy mobile wireless networks, in: *Proceedings of the IEEE International Conference on Communications (ICC)*, Vol. 3, Atlanta, GA (June 1998) pp. 1633–1639.
- [21] C. Rohl, H. Woesner and A. Wolisz, A short look on power saving mechanisms in the wireless LAN standard draft IEEE 802.11, in: *Proceedings of the the 6th WINLAB Workshop on Third Generation Wireless Systems*, New Brunswick, NJ (March 1997).
- [22] T. Shepard, A channel access scheme for large dense packet radio networks, in: *Proceedings of the ACM SIGCOMM*, Stanford University, CA (August 1996) pp. 219–230.
- [23] S. Singh, M. Woo and C.S. Raghavendra, Power-aware routing in mobile ad hoc networks, in: *Proceedings of the Fifth Annual ACM/IEEE International Conference on Mobile Computing and Networking (MobiCom)*, Dallas, TX (1998).
- [24] M. Stemm and R. Katz, Reducing power consumption of network interfaces in hand-held devices, in: *Proceedings of the Third Workshop on Mobile Multimedia Communications (MoMuC-3)*, Princeton, NJ (1996).
- [25] R. Wattenhofer, L. Li, P. Bahl and Y.-M. Wang, Distributed topology control for power efficient operation in multihop wireless ad hoc networks, in: *Proceedings of IEEE INFOCOM*, Anchorage, AK (2001).
- [26] J. Wu and M. Gao, On calculating power-aware connected dominating sets for efficient routing in ad hoc wireless networks, in: *Proceedings of the 30th Annual International Conference on Parallel Processing*, Valencia, Spain (September 2001).
- [27] J. Wu and H. Li, On calculating connected dominating set for efficient routing in ad hoc wireless networks, in: *Proceedings of the Third International Workshop on Discrete Algorithms and Methods for Mobile Computing and Communications*, Seattle, WA (August 1999).
- [28] Y. Xu, J. Heidemann and D. Estrin, Adaptive energy-conserving routing for multihop ad hoc networks, Technical report 527, USC/ISI (October 2000).
- [29] Y. Xu, J. Heidemann and D. Estrin, Geography-informed energy conservation for ad hoc routing, in: *Proceedings of the Seventh Annual ACM/IEEE International Conference on Mobile Computing and Networking (MobiCom)*, Rome, Italy (July 2001) pp. 70–84.



**Benjie Chen** is a third year Ph.D. candidate in the Parallel and Distributed Operating Systems Group at the MIT Laboratory for Computer Science. He is interested in designing and building fast and flexible networked systems. Benjie received his B.S. and M.Eng. in computer science at the Massachusetts Institute of Technology. He is currently supported by a USENIX scholarship.  
E-mail: benjie@lcs.mit.edu



**Kyle Jamieson** is a second year graduate student in the Networks and Mobile Systems Group at the MIT Laboratory for Computer Science. His advisor is Hari Balakrishnan. His research interests include ad hoc networking, power savings in mobile devices, and multicast systems. Kyle completed his undergraduate studies in mathematics and computer science at the Massachusetts Institute of Technology.  
E-mail: jamieson@lcs.mit.edu



**Hari Balakrishnan** is an Assistant Professor in the Department of Electrical Engineering and Computer Science and a member of the Laboratory for Computer Science (LCS) at MIT. His research spans wireless networking, mobile systems, network protocols and architecture, and pervasive computing. He received a Ph.D. in computer science from the University of California at Berkeley in 1998 and a B.Tech. from the Indian Institute of Technology (Madras) in 1993. He is the recipient of a National Science Foundation CAREER Award (2000), the ACM doctoral dissertation award for his work on reliable data transport over wireless networks (1998), and several best paper awards. He received the MIT School of Engineering Ruth and Joel Spira Award for Distinguished Teaching in 2001.

E-mail: hari@lcs.mit.edu



**Robert Morris** is an Assistant Professor in MIT's EECS department and a member of the Laboratory for Computer Science. He received a PhD from Harvard University for work on modeling and controlling networks with large numbers of competing connections. As a graduate student he helped design and build an ARPA-funded ATM switch with per-circuit hop-by-hop flow control. He led a mobile communication project which won a best student paper award from USENIX. He co-founded Viaweb, an e-commerce hosting service. His current interests include modular software-based routers, analysis of the aggregation behavior of Internet traffic, and scalable ad hoc routing.

E-mail: rtm@lcs.mit.edu